
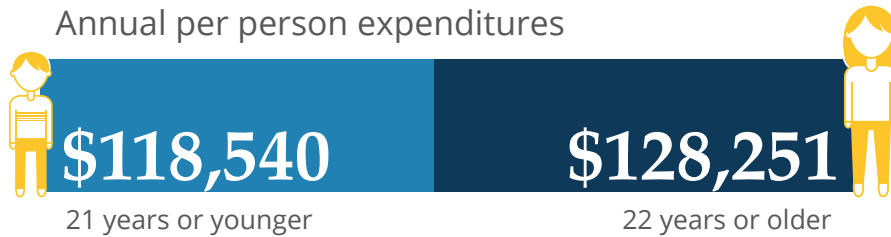


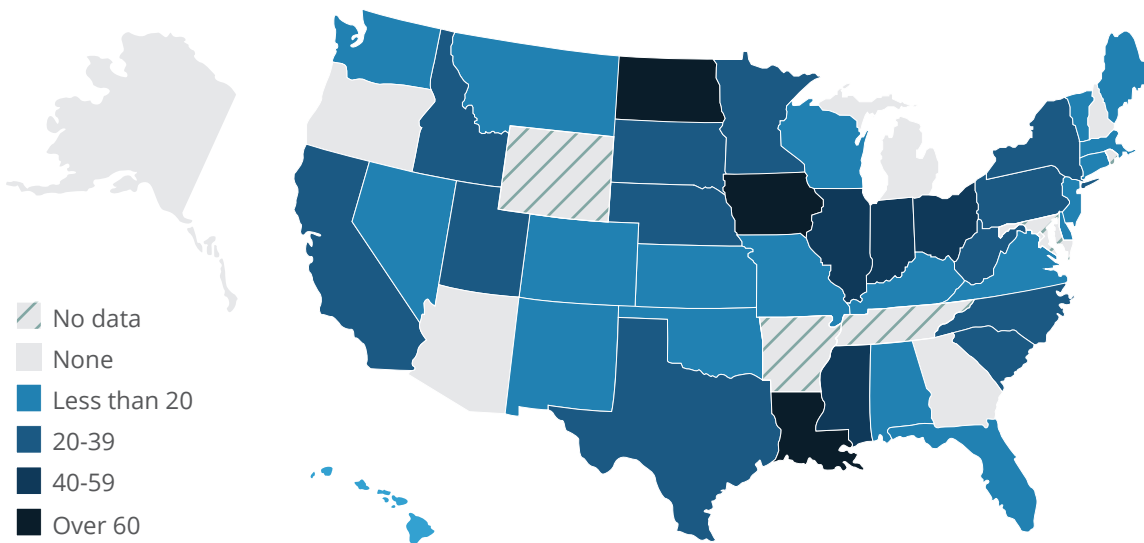
How many people with IDD received Medicaid ICF/IID funded services in 2014?

\$10.4 billion expended to provide Medicaid ICF/IID services to people with IDD

Annual per person expenditures



24.4 people with IDD per 100,000 of the population lived in an ICF/IID



Preparation of this presentation was supported, in part, by cooperative agreements (90DN0297, and 90DN0291) from the Administration on Intellectual and Developmental Disabilities, Administration for Children and Families, and a grant (#H133B080005) from the National Institute on Disability and Rehabilitation Research (NIDRR). Grantees undertaking projects under government sponsorship are encouraged to express freely their findings and conclusions. Points of view or opinions do not, therefore necessarily represent official AIDD or NIDRR policy.

Larson, S.A., Eschenbacher, H.J., Anderson, L.L., Taylor, B., Pettingell, S., Hewitt, A., Sowers, M., & Fay, M.L. (2016). In-Home and Residential Long-Term Supports and Services for Persons with Intellectual or Developmental Disabilities: Status and trends through 2014. Minneapolis: University of Minnesota, Research and Training Center on Community Living, Institute on Community Integration.